























CAMPIONATI ITALIANI INDIVIDUALI E PER REGIONI 2012

CADETTI E CADETTE

PREVISIONE CLASSIFICA FINALE DOPO 17 GARE

CLASS.CADETTE 2012

Società		PENTATHLON			Asta	Disco	300Hs	300m	Marcia	Peso	Triplo	80Hs H 76	80m	Martello	Lungo	Alto	2000m	Giavellotto	1000m	4X100	TOT.																
1	 VENETO	I	4291	21	3.00	18,5	31.84	17	44.56	20	39.16	21	16:24.83	9	12.43	20	11.91	21	12:16	15	10.20	17	49.39	19	5.66	21	1.64	18,5	6:21.04	20	45.40	20	2:54.70	20	49.55	18	292,0
		R	4334	21	2.60	15	27.85	16	44.93	20	39.93	21	16:56.89	12	12.56	20	11.68 (+0.7)	21	12:66	15	10.39	16	50.99	20	5.81 (+0.8)	21	1.65	21	6:19.81	20	51.42	21	2:58.43	20	47.99	21	294,0
		D	0		-3,5		-1		0		0		+3		0		0		0		-1		+1		0		+2,5		0		+1		0		+3		+2,0
2	 LOMBARDIA	I	3693	18	2.95	17	26.42	12	43.49	21	40.76	19	15:02.50	19	12.24	19	11.22	18	11.63	21	9.9	19	41.69	15	5.24	15	1.63	18,5	6:11.65	21	41.69	19	2:53.56	21	49.33	19	284,5
		R	3638	18	3.00	19	23.96	10	49.17	11	41.03	19	14:44.08	20	11.78	18	11.43 (+1.1)	20	11.79	21	10.27	19	33.00	10	4.91 (-0.8)	14	1.63	20	6:15.55	21	39.18	17	2:58.52	19	48.60	19	274,0
		D	0		+2		-2		-10		0		+1		-1		+2		0		0		-5		-1		+1,5		0		-2		-2		0		-10,5
3	 FRIULI VENEZIA GIULIA	I	3868	19	3.05	20	28.92	13	44.91	19	42.22	14	16:11.18	11	10.71	14	10.60	10,5	11.85	19	10:55	8	35:68	10	5.40	19	1.63	18,5	6:57.72	13	38.78	17	3:02.99	14	49.03	20	241,0
		R	4010	20	3.10	20	33.60	20	44.15	21	43:78	10	16:02.81	15	11.52	17	10.94 (+1.3)	17	11.91	20	10.62	11	38.34	15	5.49 (+0.8)	20	1.56	15	7:00.02	12	41.13	19	3:16:86	7	48.87	18	260,0
		D	+1		0		+7		+2		-4		+4		+3		+6,5		+1		+3		+5		+1		-3,5		-1		+2		-7		-2		+19,0
4	 TOSCANA	I	2976	10,5	3.00	18,5	34.54	21	44.8	18	40.66	20	15:39.6	17	10.91	15	10.97	15	11.9	16	10.1	14	38:69	13	5.43	20	1.59	13	6:53.27	15	35.78	13	3:08:3	11	48.66	21	247,0
		R	3136	12	2.90	17	26.39	14	46.45	18	40.43	20	15:26.62	19	11.15	15	10.51 (+0.9)	13	12.24	18	10.26	20	34.48	11	5.22 (+0.4)	18	1.56	14	6:52.61	16	30:58	10	3:13:59	12	48.27	20	245,0
		D	+1,5		-1,5		-7		0		0		+2		0		-2		+2		+6		-2		-2		+1		+1		-3		+1		-1		-2,0
5	 LAZIO	I	3426	14	2.90	16	31.45	16	47.44	15	41.34	17	15:33.04	18	11.26	17	11.16	17	11.91	17	10.34	14	39:54	14	5.36	18	1.62	16	6:50.36	17	37.97	15	3:02.27	17	50:34	13	244,0
		R	3479	15	2.90	18	31.05	18	47.28	16	41.78	17	SE	0	9:70	14	11.15 (+0.4)	18	12.29	17	10.36	15	34.83	12	4.97 (-0.5)	15	1.59	19	6:43.65	17	35.99	15	3:02.01	17	49.45	15	244,0
		D	+1		+2		+2		+1		0		-18		-6		+1		0		+1		-2		-3		+3		0		0		0		+2		0,0
6	 PIEMONTE	I	3575	16	2.80	15	32.50	18	46.80	16	41.52	15	16:09.70	12	10.55	13	10:60	10,5	11.83	20	10.45	10	61.74	21	5.29	17	1.60	14,5	6:58.45	12	32.56	11	3:02.61	16	56:90	4	226,5
		R	3247	14	2.40	9,50	31.67	19	47.26	17	41.48	18	16:30.25	13	10.77	14	10.24 (+0.2)	11	12.00	19	10.63	13	59.75	21	5.21 (+0.4)	17	1.59	16	6:54.64	14	30:89	11	3:05.07	15	49.42	16	237,0
		D	-2		-5,5		+1		+1		+3		+1		+1		+0,5		-1		+3		0		0		+1,5		+2		0		-1		+12		+10,5
7	 EMILIA ROMAGNA	I	3540	15	2.70	14	29.59	14	45.6	17	44:75	6	15:58.08	14	12.80	21	11.59	19	12.4	11	9.8	20	47.81	18	4.90	10	1.67	21	6:54.56	14	50.98	21	3:08.15	12	49.80	17	248,0
		R	3208	13	2.60	14	30.35	17	45.79	19	44:33	9	SE	0	12.87	21	10.91 (+0.7)	16	12.94	11	10.32	18	49.96	19	4.84 (+0.8)	13	1.59	17	6:52.71	15	48.87	20	3:17.05	6	48.90	17	236,0
		D	-2		0		+3		+2		+3		-14		0		-3		0		-2		+1		+3		-4		+1		-1		-6		0		-12,0
8	 LIGURIA	I	2976	10,5	2.60	13	22:51	7	48.3	12	42.58	11	16:00.26	13	9.85	9	10:59	9	12.53	12	10.48	9	33.04	8	5.08	13	1.51	9,5	6:35.0	19	32.27	10	2:54.84	19	51.38	11	179,0
		R	2852	9	2.70	16	20.71	8	48.49	14	42.53	13	15:47.50	16	10.32	13	10:13 (+1.1)	9	12.75	14	RIT.	12	30.63	9	5.09 (+1.4)	16	1.53	13	6:39.71	19	29:24	8	2:56.55	21	50.37	12	205,0
		D	-1,5		+3		+1		+2		+2		+3		+4		0		+2		+3		+1		+3		+3,5		0		-2		+2		+1		+26,0
9	 PUGLIA	I	2470	6	3.65	21	No Acc.	4	47.82	14	42.23	13	13:38.91	20	11.92	18	11.75	20	12:53	7	10.1	14	No Acc.	6	5.06	12	1.53	9,5	7:15.12	8	40.24	18	3:02.75	15	52.10	8	202,5
		R	2598	6	3.55	21	17:69	5	47.21	15	42.49	14	13:16.67	21	12.32	19	10.86 (+1.0)	15	14:17	7	10.76	7	10.99	6	4.69 (+0.8)	10	1.53	12	7:13.20	7	40.11	18	3:02.78	16	50.16	14	201,0
		D	0		0		+1		+1		+1		+1		+1		-5		0		-7		0		-2		+2,5		-1		0		+1		+6		-1,5
10	 ALTO ADIGE	I	3267	13	2.40	9,5	26.10	11	48.98	10	44.31	8	20:24	21	11.24	16	10.81	14	12.40	14	10.01	21	No Iscr.	0	4:77	6,5	1.64	18,5	7:08.20	9	37.68	14	3:07.93	13	50.31	14	206,0
		R	3036	11	2.40	9,50	27.81	15	49.84	9	45.78	5	SE	0	11.23	16	10.33 (+0.5)	12	12.60	16	9.90	21	No Iscr.	0	4.48 (+1.8)	6	1.59	18	7:03.98	10	32.24	13	3:10.92	13	50.69	11	185,5
		D	-2		0		+4		-1		-3		-21		0		-2		+2		0				-0,5		-0,5		+1		-1		0		-3		-20,5

11		SICILIA	I	3152	12	2,00	7	29.87	15	50.8	7	40.9	18	17:24.85	7	9.38	8	11.04	16	13.25	8	10.16	18	41.80	16	4.79	8	1.51	9,5	6:49.80	18	28.25	6	3:01.3	18	51.24	12	190,5
			R	3500	16	2.00	7	25.56	12	51.58	8	49.64	16	17:46.51	10	9.04	6	11.33 (+0.2)	19	13.42	9	10.82	6	41.49	16	4.63 (+1.5)	9	1.50	10,50	6:42.08	18	26.97	6	3:01.35	18	54.10	7	181,5
			D		+4		0		-3	+1	-2		+3	-2		+3	+1	-12	0	+1	+1	0	0	0	0	0	0	0	0	0	0	0	-5	-9,0				
12		MARCHE	I	2791	8	2.20	8	24.62	9	48.41	13	41.50	16	16:12.80	10	10.30	12	9.99	7	12.90	10	10.23	16	34.64	9	4.77 6,5	1.55	9,5	7:01.95	10	31.45	7	3:08.54	10	49.96	16	163,5	
			R	2830	8	2.20	8	22.12	9	48.64	13	42.13	15	16:23.65	14	9.75	12	9.75 (-0.5)	7	12.88	12	10.64	10	37.58	14	4.77 (+2.0)	12	1.50	10,50	7:01.38	11	32.60	14	3:08.13	14	50,0	9	176,5
			D		0		0		0		0	-1	+4	0	0		+2	-6	+5	+5,5	+1	+1	+7	+4	-16	+13,0												
13		TRENTINO	I	3661	17	2.45	11	24.22	8	48.69	11	44.25	9	16:51.24	8	9.33	7	10.79	13	12.49	13	10.69	7	38.48	12	4.92	11	1.55	9,5	6:53.03	16	38.72	16	3:11.04	9	52.55	7	170,5
			R	3633	17	2.40	12,50	19.14	7	49.68	10	45.30	7	17:12.64	11	9.08	8	10.83 (+0.2)	14	12.90	13	10.74	8	35.47	13	4.30 (+2.1)	5	1.45	8,50	7:21.27	6	32.09	12	3:14.31	11	51.15	10	162,0
			D		0		+1,5	-1	-1	-2	+3	+1	+1	0	+1	+1	-6	-1	-10	-4	+2	+3	-8,5															
14		CAMPANIA	I	2803	9	No Iser.	9	33.86	20	49.61	8	44.9	5	15:40.72	16	7.67	5	10.48	8	13.19	9	10.79	6	36.89	11	5.19	14	1.53	9,5	7:00.88	11	32.22	9	3:11.1	8	51.88	9	152,5
			R	2909	10	No Iser.	9	34.79	21	51.88	6	45.66	6	15:37.09	17	9.10	9	9.78 (+0.9)	8	13.28	10	10.71	9	27.28	8	4.76 (-0.7)	11	1.45	8,50	6:58.56	13	29.82	9	3:16.35	8	52.22	9	156,5
			D		+1			+1	-2	+1	+1	+4	0	+1	+3	-3	-3	-1	+2	0	0	0	+4,0															
15		VALLE D'AOSTA	I	4072	20	2.40	9,5	16.06	5	No Iser.	9	50.80	4	20:26.18	6	7.39	4	8.32	4	No Acc.	3,5	11.65	2	23.25	7	4.71	5	1.60	14,5	7:44.4	6	No Iser.	9	3:18.04	6	52.61	6	102,5
			R	3794	19	2.40	12,50	17.93	6	No Iser.	9	50.20	4	18:39.62	9	6.26	3	8.62 (-0.1)	5	15.89	5	11.61	1	27.15	7	4.60 (+1.3)	8	1.45	7	7:10.02	8	No Iser.	9	3:15.18	10	59.59	4	108,5
			D		-1		+3	+1		0	+3	-1	+1	+1,5	-1	0	+3	-7,5	+2		+4	-2	+6,0															
16		ABRUZZO	I	No Iser.	9	No Iser.	9	25.90	10	51.01	6	42.41	12	15:49.58	15	9.86	10	10.68	12	14.91	5	10.42	11	41.95	17	5.26	16	1.43	6	7:17.19	7	32.13	8	3:20.60	5	51.69	10	145,0
			R	No Iser.	9	No Iser.	9	24.91	11	51.72	7	43.37	12	15:35.86	18	9.35	10	10.22 (+0.7)	10	14.24	6	10.37	17	45.15	17	5.29 (-1.2)	19	1.40	5	7:06.00	9	28.64	7	3:21.16	5	50.28	13	161,0
			D				+1	+1	0	+3	0	-2	+1	+6	0	+3	-1	+2	-1	0	+3	+16,0																
17		UMBRIA	I	2775	7	2.50	12	33.46	19	51.39	5	44.67	7	No Iser.	9	10.21	11	9.13	5	13.96	6	11.01	4	No Iser.	9	4.88	9	1.40	5	No Iser.	9	20.35	5	3:16.58	7	53.34	5	107,0
			R	2686	7	2.40	11	25.60	13	53.45	4	45.00	8	No Iser.	9	9.06	7	8.92 (-0.2)	6	13.54	8	11.38	3	No Iser.	9	4.55 (+1.6)	7	1.45	6	No Iser.	9	19.58	5	3:15.65	9	54.11	6	100,0
			D		0		-1	-6	-1	+1		-4	+1	+2	-1		-2	+1		0	+2	+1	-7,0															
18		MOLISE	I	No Iser.	9	No Iser.	9	18.56	6	52.01	4	52.35	3	No Iser.	9	No Acc.	2	9.98	6	No Acc.	3,5	11.43	3	No Iser.	9	3.76	3	No Acc.	4	No Acc.	3,5	No Acc.	4	No Acc.	2	57.68	3	47,0
			R	No Iser.	9	No Iser.	9	15.64	4	52.21	5	52.93	3	No Iser.	9	5.09	2	NCI	0	17.73	3	11.24	4	No Iser.	9	3.29 (+0.9)	3	1.10	4	NP	0	16.91	4	4:10.25	4	56.80	5	41,0
			D				-2	+1	0		0	-6	-0,5	+1		0	0	-3,5	0	+2	+2	-6,0																
19		CALABRIA	I	No Iser.	9	No Iser.	9	No Iser.	9	No Iser.	9	57.39	2	No Iser.	9	No Iser.	9	No Iser.	9	No Iser.	9	11.5	1	50.36	20	4.22	4	No Iser.	9	8:34.26	5	No Iser.	9	4:24.58	3	59.99	2	37,0
			R	No Iser.	9	No Iser.	9	No Iser.	9	No Iser.	9	56.67	2	No Iser.	9	No Iser.	9	No Iser.	9	No Iser.	9	11.55	2	48.91	18	4.05 (+1.1)	4	No Iser.	9	8:32.21	5	No Iser.	9	NP	0	1:01.96	3	34,0
			D						0									+1	-2	0		0		-3	+1	-3,0												
20		SARDEGNA	I	No Iser.	9	No Iser.	9	No Iser.	9	49.09	9	43.76	10	No Iser.	9	8.99	6	No Iser.	9	11.86	18	10.35	12	No Iser.	9	No Iser.	9	No Iser.	9	No Iser.	9	32.58	12	No Iser.	9	50.14	15	82,0
			R	No Iser.	9	No Iser.	9	No Iser.	9	48.70	12	43.72	11	No Iser.	9	8.19	5	No Iser.	9	17.68	4	10.45	14	No Iser.	9	No Iser.	9	No Iser.	9	No Iser.	9	36.10	16	No Iser.	9	52.42	8	70,0
			D					+3	+1		-1		-14	+2																	+4		-7	-12,0				
21		BASILICATA	I	No Iser.	9	No Iser.	9	No Iser.	9	No Iser.	9	21:01.59	5	7.32	3	No Iser.	9	No Iser.	9	10.82	5	No Iser.	9	No Acc.	2	No Iser.	9	No Acc.	3,5	No Iser.	9	4:01.92	4	No Iser.	9			22,5
			R	No Iser.	9	No Iser.	9	No Iser.	9	No Iser.	9	20:01.56	8	7.01	4	No Iser.	9	No Iser.	9	11.01	5	No Iser.	9	ASS.	0	No Iser.	9	10:54.63	4	No Iser.	9	NP	0	No Iser.	9			21,0
			D								+3	+1						0				-2		+0,5		-4										-1,5		

LEGENDA : I = Iscrizioni - R = Risultati - D = Differenza

Realizzazione: Riccardo Paoli (Centro Atletica Piombino) - Analisi: Fabio Quilici (Segreteria Tecnica FIDAL)
Elaborazione del 07/10/2012 11.46